



THE SOUTH COAST ORCHID CLUB OF SA INC.

# Gazette

June 2023

Patron: Coralie Hills FAOC  
President: Michael Willoughby

## AT A GLANCE

The next General Meeting of the South Coast Orchid Club of South Australia will be held on Monday 12th June 2023 at 8.00 pm. at RSL Hall, 4 Prince George Parade, Colonel Light Gardens. Our Guest Speaker will be John Harris "Orchids Then and Orchids Now."

**LEARNERS' GROUP:** There will be a Learners' Group Meeting at the June Meeting at 7.15pm.

**JUDGING:** Please have your plants benched by 7.40pm so Judging can commence at 7.50pm. If you are running late due to work commitments please phone Phil on 0438 891 612.

**DAYTIME CHAPTER:** The next meeting will be held on Thursday 8th June 2023 at 2.00 pm Our Guest Speaker will be **Trevor Jacob** with a repotting demonstration / workshop. A repotting table will be set up for members to participate. Please bring your plants, **clean pots** and bark.

**SOUTHERN REGION:** The next meeting will be held at 2.00 pm on Sunday 18th June 2023 in Carrickalinga House, 17-19 Torrens Street, Victor Harbor. Our Guest Speaker will be Les Nesbitt who will be talking about species orchids that he grows. He will also have plants for sale. Learners Group will be held at 1.15 pm.

**LUCKY NAME BADGE:** Make sure you wear your Name Badge to meetings, you may win a prize.

**PUBLIC LIABILITY:** Under Insurance Guidelines all members and Committee attending any function or meeting held by the Club must sign and print your name in an Attendance Book.

### NEW POST OFFICE BOX ADDRESS

The Club has had to obtain a new PO Box number because of the closure of the Marion Post Office. The New address of the Club is:

**PO Box 1060 Flagstaff Hill SA 5159**

**DEADLINES FOR NEXT GAZETTES**  
25 June and 30 July

**Website:** <http://www.scocsa.net>  
**E-Mail:** [scocsa@outlook.com](mailto:scocsa@outlook.com)  
**Address:** **PO Box 1060, Flagstaff Hill SA 5159**  
ABN 83 245 384 076





## YOUR COMMITTEE FOR 2023

<b>PRESIDENT:</b>	<b>Michael Willoughby</b>	<b>0479 162 527</b>
<b>SENIOR VICE PRESIDENT:</b>	<b>Malcolm Mangelsdorf</b>	
<b>VICE PRESIDENT:</b>	<b>Kevin Western</b>	
<b>TREASURER:</b>	<b>Anne Steer</b>	<b>8270 3090</b>
<b>SECRETARY:</b>	<b>Marilyn Buckerfield</b>	
<b>COMMITTEE:</b>	<b>Oui Ju, Richard Crinion Craig Humfrey, Phil Steer, Carolyn Ponsana, Alan Miller</b>	
 <b>NON COMMITTEE POSITIONS:</b>		
<b>Registrar</b>	<b>Phil Steer</b>	<b>0438 891 612</b>
<b>Editor</b>	<b>Christine Robertson</b>	<b>0438 363 940</b>
<b>Photographer</b>	<b>Neil Cooper</b>	
<b>Convenor S. R. Group</b>	<b>Chris Heysen</b>	<b>0419 386 769</b>
<b>Convenors Daytime Chapter</b>	<b>Alan Miller Richard Crinion</b>	<b>0434 052 676</b>
	<b>Anne Steer</b>	<b>0418 840 427</b>
<b>Convenor Main Learners' Group</b>	<b>Craig Humfrey</b>	

### **LIFE MEMBERS**

\* denotes Member who has passed away.

1978 Dulcie Grave *	1986 Harry Viney *	2009 Don Biebrick*
1978 Leora Harvey	1986 John Nicholls*	2009 Henk Van Leuveren *
1978 L. & H. Poole*	1989 Helen Edwards	2010 Dorothy Carassai
1978 Ellie Shaw*	1990 Dr. Keith Northcote *	2011 John and Bev Gay
1979 Syd Monkhouse	2003 Norman Gitsham *	2012 Noel Oliver *
1979 Bernie Hanson*	2005 Merve Steele *	2015 Lesley Fenton
1981 Lois Hanson*	2005 Shirley Steele *	2015 Rod McRedmond
1981 John Leeder*	Circa Tony and Toshie Deonno *	2018 Kevin Western
1985 Brenda Lynch	2007 Ron and Irene Parish	2020 Malcolm Mangelsdorf
1985 Bubs Gready *	2007 Murray Baulderstone *	2021 Donna Meeuwssen
	2008 Geoff and Lucy Spear	

### **SUBSCRIPTIONS:**

Subscriptions for 2023 are now due. There will be no increase in subscriptions for 2023. We do value your membership and seeing you at meetings each month.

#### **RATES – One membership covers all groups**

<b>Family Membership</b>	<b>\$38.00</b>
<b>Single Membership</b>	<b>\$30.00</b>
<b>Junior Membership</b>	<b>\$22.00</b>

**Account Details: BankSA Glenelg. BSB: 105-145 Account No.: 545457040**  
(Use your grower number for Reference)



## President's Message

Congratulations Jane and Don Higgs on growing the Grand Champion of our recent Autumn Show and to all the Champions, prize winners and exhibitors at our Autumn Show, a job well done. The display was sight to behold, due to the fantastic help members put in for setting up the display and sales area. Many congratulations to all those who made this show a success. Give yourselves a well-deserved pat on the back.

SA Orchid Fair this year will be held on the June long weekend Sat 10<sup>th</sup> & Sun 11<sup>th</sup> June. If you are putting plants into the South Coast Display please send me the names of your plants by email [cap400\\_315@hotmail.com](mailto:cap400_315@hotmail.com) or you can text message them to me by Wednesday 7<sup>th</sup> June.

For our Main meeting this Month which falls on the June Public Holiday Monday (June 12<sup>th</sup>) we will have John Harris, a Club member and Judge, speaking on "Orchids Then and Orchids Now". This is the Monday following the SAROC weekend. (a busy week in store).

We would like to wish two of our Committee Members all the best for their speedy recovery. Both Kevin Western and Malcolm Mangelsdorf are on the sick list, and we wish them well. Our thoughts are also with other Members who are unwell.

This is the time to be on the lookout for the nasties that love new growth and spikes on our plants. I have already noticed caterpillars, snails, slugs and earwigs on the move as well as ants which can transfer scale from plant to plant. Pest control is vital so as to the avoid damage that can be wreaked in a very short time, namely by Slugs, Snails and Caterpillars. Hasn't the recent rain been appreciated.

Successful growing & showing

*Michael Willoughby*



**AUTUMN SHOW DISPLAY**  
Photo by Neil Cooper





## ORCHID CALENDAR 2023

### DAYTIME CHAPTER

Thursday 8th June 2023 2.00 pm  
 Lou Kesting Hall , Dover Square, Brighton South  
 Guest Speaker: **Trevor Jacob** with a repotting demonstration/  
 workshop. A repotting table will be set up for members to  
 participate. Please bring your plants, **clean pots** and bark.

### MAIN MEETING

Monday 12th June 2023 8.00 pm  
 RSL Hall, 4 Prince George Parade, Colonel Light Gardens  
 Guest Speaker: John Harris "Orchids Then and Orchids Now."

### COMMITTEE MEETING:

Wednesday 14th June 2023 7.30 pm  
 The Southern, South Road, St Marys

### SOUTHERN REGION MEETING

Sunday 18th June 2023 2.00 pm  
 Carrickalinga House, Victor Harbor  
 Guest Speaker: Les Nesbitt who will be talking about species  
 orchids that he grows. He will also have plants for sale.  
 Learners Group meeting at 1.15 pm.

### SA ORCHID FAIR

Saturday 10th June to Sunday 11th June 2023 [9.00am – 4.00pm]  
 Campbelltown Community Centre, Montacute Road, Hectorville.

### WINTER SHOW

Friday 21st July to Sunday 23rd July 2023  
 Marion Warradale Uniting Church Hall , Township Road, Marion

### SOUTHERN REGION SHOW

Wednesday 23rd August to Friday 25th August 2023  
 Victor Central Shopping Centre

### SPRING SHOW

Friday 22nd September to Sunday 24th September 2023  
 Marion Warradale Uniting Church Hall , Township Road, Marion



# Happy Birthday .....

**CRAIG BUDGEN,  
JANETTE SMITH**



Is your name in the Birthday Book ?? See Anne Steer





## Product Program

As a result of our recent visit to Neutrog they have offered an invitation to our members to join their online store. This will give members the opportunity to purchase a range of garden products at exclusive pricing up to four times a year.

To enable you to participate, Neutrog have asked that we provide them with your email address which in turn they will send you a unique activation code that will take you into their online store. If you do not wish to participate, please let Christine know by return email no later than June 30<sup>th</sup> and your details won't be passed on to Neutrog. Once set up in their system they will send the activation code with further instructions. This platform allows direct payment to Neutrog so we (SCOCSA) do not have to collect money and collate the order.

The orders will be sent to the relevant nominated collection points which are manned by Neutrog staff making it a very clean and easy process. If you have any questions or concerns please contact Michael or Anne and we can discuss them with the Neutrog Representative. The current collection points are Neutrog Kanmantoo and Carrick Hill on a Friday. Vellex Transport Depot Parafield Gardens and Wallis Cinema Noarlunga Carpark for Saturday Collections. Collection times 8am to 12pm.

Payment is at completion of the online order via credit card direct to Neutrog. Members simply come to the collection point, state their name and provide their receipt. A Neutrog staff member will then pick up their order and place it in their vehicle.

- **Benefits to members:** Members are able to purchase Neutrog products at a much cheaper price in this manner.
- The four seasonal collection dates: We will have missed February and May this year. We plan to have it organised for Spring 18<sup>th</sup> and 19<sup>th</sup> August and Summer 17<sup>th</sup> and 18<sup>th</sup> November 2023..
- Concerns that may be raised: What if I don't have an email address or am not tech savvy? It is suggested that you "buddy up" with another member and combine your order.

### **EDITORS NOTE**

Quite a considerable number of our members receive this Gazette in black and white by mail. Others have elected to have the Gazette directly emailed to them. They receive the Gazette in full colour and have the benefit of beautiful photographs of very colourful orchids. They also receive the Gazette up to a week before the mail can deliver it to you others. If you would like to have the colourful version emailed to you send me an email so that I receive your correct email address.

**Please don't forget that this is your Gazette.** If there is anything you would like to see covered or anything you would like to see changed, please let me know. I especially like photographs to include and details of your successes with your orchids.

You can contact me, **Christine Robertson**, by:  
 Email: kloval@westnet.com.au Phone: (08) 8536 3948  
 Mobile: 0438 363 940 Mail: PO Box 454, Strathalbyn SA 5255

## SOUTH AUSTRALIAN ORCHID FAIR

Help is needed at the SA Orchid Fairday June 10th and Sunday 11th June. The South Coast Orchid Club is responsible to man the Information Stand.

If you are planning to visit the Show, please consider helping for a couple of hours. It is worth a visit as vendors have a great range of Orchids and other gear to buy. The Displays from the Clubs are well worth a look. Our Club is once again planning a stunning display and are hoping to win the display section. Please contact Anne Steer if you are able to help. Mobile 0418 840 427

### CLUB WEBSITE HELP NEEDED

The Club is looking for someone to work on the Club Website to bring it up to date. It is important that the information is correct and current as it is a potential avenue for new members.

If you can help, please contact Anne Steer

### SOUTH AUSTRALIAN ORCHID FAIR Sat 10th to Sun 11th June 2023 Campbelltown Function Centre 172 Montacute Road Rostrevor

SAROC will require helpers in the kitchen at the SA Orchid Fair this year. Help is also needed on the front desk.

Contact is Garry Simcock  
Phone Number 0419 837 761

### VIRUS TEST KITS

The Club has purchased more Virus Test Kits for sale to its members. The test covers Cymbidium Mosaic Virus and Odontoglossum Ringspot Virus in one rapid test. It comes with an easy to follow instruction sheet.

A visual demonstration is available at [www.youtube.com/regabiotech](http://www.youtube.com/regabiotech)

These kits have a long life and cost \$7.50 each. They are available on the Trading Tables at the various meetings..

### AUTUMN SHOW

*Thank  
You*

Thank you to all the Members who helped with the Autumn Show. The Put In went so smoothly with many hands making it the quickest Put In on record!

To the many who manned the Trading Table, thank you, particularly to those who did more than one shift. Once again it was a success with a profit for our Club.

## SOUTH AUSTRALIAN ORCHID FAIR 2023



**Campbelltown  
Community Centre**

172 Montacute Road,  
Rostrevor

**Saturday 10th June**

9.00 am - 4.00 pm

**Sunday 11th June**

9.00 am - 4.00 pm

- **Orchid Displays by SA's Orchid Clubs**
- **Raffles of Orchids and related products**
- **Sales from Leading Orchid Growers from SA and Interstate**
- **Free advice from experienced growers**
- **Re-potting demonstrations**
- **Light Lunches, Devonshire Teas, and Refreshments available**



**ENTRY by \$7.00 donation**

**[\$5.00 for Campbelltown Residents]**

**Includes a free cup of Tea or Coffee**



Proudly supported by the  
Campbelltown Council's  
Community Grants Program





## SAROC FAIR INFORMATION

**SA Orchid Club Display:** We hope that you will all have plenty of plants to put in our Display so that we have a chance of winning the Best Display. The following points should be borne in mind for your plants.

- Plants for display will be received between 12.00pm and 1.00 pm on Friday 10th June.
- All plants to be in black pots.
- Plant Names need to be handed to, texted to or emailed to Michael by Wednesday 7th June. The labels will be printed and are part of the Judging and score points, so it is important for the plant names to be supplied prior to arriving with your plants.

**Parking:** On all Days parking will be available on site.

**Vendors:** This year's Vendors are: Johnston Orchids, Sundaani Orchids, Sims Orchids, Orchids of Distinction, and Orchid Species Plus. Please support these vendors, and if you require anything specific, contact them prior to the Fair.

**Kitchen at the Fair:** There is an urgent need for people to help in the kitchen at the Fair. Please contact Gary Simcock on 0430 194 808 if you are able to help in any way.

**Saturday Evening Dinner:** There will be a Saturday evening Dinner at the Tower Hotel, corner of Magill Road and St Bernards Road, about 1.5 km from the Fair venue. The time is 6.00pm for 6.30pm. We will have a private room so will not have to contend with the noise of other Hotel patrons. There will be a choice of eight meals plus desserts. The cost will be between \$25 and \$30 depending on what is ordered.

**Information Stand:** Cultural and Information sheets on growing orchids will be available with experienced growers on hand to give free advice and answer questions.

### WINTER SHOW

**Saturday 22nd July to Sunday 23rd July 2023**

**MARION WARRADALE UNITING CHURCH**

**Church Crescent near the corner of Township Road, Marion**

The Committee needs the assistance of the members to volunteer to help on the Trading Table. Sell your surplus plants on the Trading Table, ask Anne for swing tickets and selling sheets at the next meeting. **Reminder:** to sell your plants at the Show you must be a financial member and you must have owned your plant for at least 6 months to display your plants.

**PUT IN:** Friday 21st July 4.00-5.00 pm.  
Plants for Display & plants for Trading Table.

**TAKE OUT:** Sunday 23rd July at 4.00 pm.

**JUDGING:** The plants will be judged in-situ in the display.

**PUBLIC VIEWING TIMES:** Saturday 9 am to 5 pm  
Sunday 10 am to 4 pm

Please help make our Winter Show a success by bringing in all your flowering plants. Ribbons and prize money are back.

## WINTER SHOW SCHEDULE 2023

CARD CLASSES NOT FOR PROMOTION – CARD ONLY	PROMOTIONAL CLASS PRIZE MONEY	GENERA & DIVISIONAL CHAMPIONS (PRIZE MONEY)
<b>Australian Native.</b> Epiphyte Species. Epiphyte Hybrid. Terrestrial Species. Terrestrial Hybrid. Specimen, Seedling.	Best Aust. Native	Champion Australian Native
<b>Cymbidium - Over 90mm.</b> All Colours	Best <i>Cymbidium</i> Over 90mm.	Champion <i>Cymbidium</i> Over 90mm
Species, Specimen, Seedling. <b>Cymbidium - 60-90mm.</b> All Colours	Best <i>Cymbidium</i> 60-90mm.	Champion <i>Cymbidium</i> 60-90mm
Species, Specimen, Seedling. <b>Cymbidium - Under 60mm.</b> All Colours	Best <i>Cymbidium</i> Under 60mm.	Champion <i>Cymbidium</i> Under 60mm.
Species, Specimen, Seedling. <b>Paphiopedilum.</b> Standard. Non Standard. Species, Specimen, Seedling.	Best <i>Paphiopedilum</i>	Champion <i>Paphiopedilum</i>
<b>Laeliinae.</b> Standard > 100mm. Standard < 100mm. Cluster. Non Standard. Species, Specimen, Seedling.	Best Laeliinae	Champion Laeliinae
<b>Oncidiinae.</b> <i>Oncidium</i> Hybrid < 60mm. <i>Oncidium</i> Hybrid < 60mm. Species, Specimen, Seedling.	Best Oncidiinae	Champion Oncidiinae
<b>Zygopetalinae.</b> <i>Zygopetalum</i> Hybrid. <i>Zygopetalinae</i> Hybrid. <i>Zygopetalinae</i> Species. Specimen, Seedling.	Best <i>Zygopetalinae</i>	Champion <i>Zygopetalinae</i>

CARD CLASSES NOT FOR PROMOTION – CARD ONLY	PROMOTIONAL CLASS PRIZE MONEY	GENERA & DIVISIONAL CHAMPIONS (PRIZE MONEY)
<b>Phalaenopsis.</b> Standard Hybrid. Non Standard Hybrid. <b>Dendrobium</b> <b>Other than Aust. Native.</b> Hybrid.	Best <i>Phalaenopsis</i> Best <i>Den.</i> other than Aust. Native	Champion Any Other Genus
<b>Vandeeae.</b> Standard Hybrid. Non Standard Hybrid.	Best Vandeeae	
<b>Any Other Genus.</b> Hybrid. Species, Specimen, Seedling.	Best Any Other Genus	

### THE GRAND CHAMPION IS SELECTED FROM GENERA CHAMPIONS

Champion Seedling  
Champion Species  
Champion Specimen  
Division Champions

^^ The best Australian Native Hybrid in the Show will be eligible to be nominated for the Ira Butler/Kevin Western Trophy.

++ The best Australian Native Species in the Show will be eligible to be nominated for the Bill Murdoch/Les Nesbitt Trophy.

+++ Roy Hill Trophy for best Novelty *Cymbidium*


+++++ Garard Western Trophy for member Hybridiser's Seedling

Chin Yew Lian Trophy Best Seedling



## **EXHIBITORS' RULES FOR SHOWS**

1. All exhibitors must be financial members of the South Coast Orchid Club of South Australia Incorporated, and you must have owned your plant for at least 6 months..
2. Entries are free.
3. Exhibitors are bound by the Constitution, Rules, By-Laws and Special Show Rules of the Club.
4. The opinion of the judges is final and binding and no objections or discussions regarding results will be considered, with one exception, which is an infringement by an Exhibitor of any of the Club's Rules, By-Laws or Show Rules. Any objection in this case must be lodged with the Club Show Marshall/Secretary.
5. The Club accepts no responsibility for any loss, damage or infection suffered by any plant or blooms exhibited.
6. The Club reserves the right to photograph any of the exhibits.
7. In all matters regarding the arrangement and conduct of the show (with the exception of judging) the Show Marshall/Secretary is the ruling authority.
8. No plants suspected by the Club Virus adjudicators of being infected with virus will be eligible for competition and such plants will be completely isolated from all other plants.
9. The exhibition areas will be closed during the judging. No exhibitors, the public or members other than the Show Marshall/Secretary, Judges of the Club, Associate Judges and other persons appointed to assist in judging will be allowed to remain in the exhibition area during this period.
10. Non-exhibitors are requested not to congregate in the exhibition area prior to judging so that officials can arrange plants and perform other necessary duties.
11. Plants must be labelled with the coloured labels provided by the Club with the exhibitor's number and name of plant. These are available from the Show Marshall/Secretary or his/her nominee.
12. Exhibitors are to ensure that all labelling be neatly and correctly performed in accordance with the procedure laid down on orchid Nomenclature and Registration.
13. All plants benched for judging at the show must be made available to be in the Club display.
14. All exhibits must be benched by the nominated time on the nominated day for judging. The nominated day and time will be published in the Club Gazette in the month prior to the Show.
15. Exhibits must not be removed before nominated time on the nominated day at the end of the Display. The nominated day and time will be published in the Club Gazette in the month prior to the Show.
16. Exhibitors unable to remove their own plants from the show should provide the person so doing with a letter of authorization.
17. Damage caused in transit to the show should be reported to the Show Marshall/Secretary or Registrar of Judges prior to judging.
18. If, in the opinion of the judges, a plant is not worthy of an award or prize in any specified section, then none shall be given.






## PREPARING ORCHIDS FOR SALE

1. Select the plants that you want to let go.
2. Clean all pots. Wipe them over with a damp cloth to remove all white residue or salt from the pots. If these pots have been recycled from somewhere else, please make sure all advertising and price stickers are all cleaned off.
3. Check all stakes and add more if necessary and re-tie.
4. Remove old brown husks from bulbs and remove weeds, snails, scale etc.
5. Remove all dry ends on the leaves and shape to a point.
6. Wipe leaves over with a mixture of milk and water (1 part milk to 10 parts water). Do not overdo the milk by adding extra as the fat in the milk will clog the pores in the leaves which will then yellow off and die.
7. Water all plants 2-3 days before, not on the morning that you are bringing them in. This water really makes a mess on our clothes, tablecloths and the floor.
8. Get plant sales sheets and plant price tags from Treasurer beforehand. The sales sheet is a carbonless duplicated sheet, so both sheets are to be used together. Press down firmly on a hard surface to imprint on the second page. The original and duplicated sheets must be lodged with plants. On the top left hand corner of the page, print your name. On the right hand side write in your club member number, Rule a narrow column down the left side of the page. This column is for the plant number 1-30. On the right hand side you need a column a bit wider for the selling price of the plant. The centre section is for the name and colour eg *Cym. Without Peer 'Soft Touch' (pink)*. Be reasonable with the pricing, not greedy. Either you want to sell it or you don't. Take into account the number of spikes and condition of the plant. If you are not sure of pricing, ask some one.
9. Next write your labels. It's a good idea to do both sides of the tag. Your member's number goes on the left hand side and the plant number on the right hand side. Circle the plant number. Write your price under these numbers. As you put your tags on the plants, double check that the prices and numbers on the tags match those on your sales sheets.
10. When you bring your plants in, they must be checked off by another person against what you have written on your sheets. You will be given one sheet back along with payment for sales but you may wish to write out another copy for yourself to keep in the meantime. You can help with the checking off by reading out the numbers and price while the person checking checks this information off against what is on your sheets. If there is a discrepancy, it needs to be attended to and another ticket written out if need be.





# May Results List

Ref. No.

Points Awarded

## Open Division

### Australian Native Terrestrial - Species

310	Ptst. laxa	Jane & Don Higgs (1302)	3
311	Corybas hispidus	Jane & Don Higgs (1302)	3
312	Corybas hispidus	Jane & Don Higgs (1302)	1

### Oncidiinae - Hybrid < 60mm

314	Alcra. Samurai	Michael Willoughby & Oui Ju (1252)	3
-----	----------------	------------------------------------	---

### Oncidiinae - Hybrid > 60mm

313	Milt. Christina Carpenter Rumsfelt	Geoff & Lucy Spear (5)	3
-----	------------------------------------	------------------------	---

### Oncidiinae - Species

315	Ros. grande	Ron & Irene Parish (477)	3
-----	-------------	--------------------------	---

### Orchid Genera not listed elsewhere - Species

320	Coel. usitana	Ron & Irene Parish (477)	3
-----	---------------	--------------------------	---

### Orchid Seedling - any Genera

321	Paph. henryanum	Michael Willoughby & Oui Ju (1252)	3
322	Paph. Transdoll	Ron & Irene Parish (477)	2

### Paphiopedilum - Non Standard

316	Paph. Transdoll	Ron & Irene Parish (477)	3
317	Paph. Swan	Ron & Irene Parish (477)	2

### Paphiopedilum - Species

318	Paph. henryanum	Michael Willoughby & Oui Ju (1252)	3
319	Paph. henryanum 'Mouliache'	Michael Willoughby & Oui Ju (1252)	2

### Seedling of the Night

328	Paph. henryanum	Michael Willoughby & Oui Ju (1252)	3
-----	-----------------	------------------------------------	---

### Specimen Species or Hybrid

323	Milt. Christina Carpenter Rumsfelt	Geoff & Lucy Spear (5)	3
-----	------------------------------------	------------------------	---

## First Division

### Australian Native Epiphyte - Hybrid

306	Den. Australian Tiger	Laurie & Susan Carter (1303)	3
-----	-----------------------	------------------------------	---

### Laeliinae - Non Standard

307	C. Louise Georgianna	Laurie & Susan Carter (1303)	3
-----	----------------------	------------------------------	---

### Oncidiinae - Hybrid < 60mm

309	Gom. Alosuka 'Claire'	Laurie & Susan Carter (1303)	3
-----	-----------------------	------------------------------	---

### Oncidiinae - Hybrid > 60mm

308	Brat. Aztec 'Toni'	Beth Stronach (836)	3
-----	--------------------	---------------------	---

## Second Division

### Oncidiinae - Hybrid < 60mm

305	Osp. Sunkissed 'Buttercup'	Helen McIntosh (299)	3
-----	----------------------------	----------------------	---

### Oncidiinae - Hybrid > 60mm

304	Milt. Unknown	Craig Humfrey (268)	3
-----	---------------	---------------------	---



### SEEDLING OF THE NIGHT

*Paph. henryanum*

Grown By

Michael Willoughby & Oui Ju

Photos Neil Cooper

## PLANT COMMENTARY

### ORCHID OF SECOND DIVISION ORCHID OF THE NIGHT

The plant chosen by the Judges was *Oncostelopsis* Sunkissed 'Buttercup' grown by Helen McIntosh.

This plant has multiple species in its parentage. The plant was well grown with a beautiful arching spike with several branches of yellow flowers with gold labellums. It was a real standout.

Well done Helen.



### ORCHID OF SECOND DIVISION PLANT OF THE NIGHT

*Osp.* Sunkissed 'Buttercup'  
Grown by Helen McIntosh  
Photos Neil Cooper



### ORCHID OF FIRST DIVISION

The plant of First Division was grown by Beth Stronach and was *Brat.* Aztec 'Toni'.

This plant had two very striking inflorescences of purple and mauve flowers with starry segments and a deep/broad contrasting labellum. The style plants are always very attractive.

Congratulations Beth.

### ORCHID OF FIRST DIVISION

*Brat.* Aztec 'Toni'  
Grown By Beth Stronach  
Photo Neil Cooper




## ORCHID OF OPEN DIVISION

The plant of Open Division was  
*Milt.* Christina Carpenter Rumsfelt  
grown by Geoff and Lucy Spear.

A specimen size plant of dark  
mauve flowers with contrasting pink  
labellums. The plant was carrying 14  
spikes with multiple flowers on each.  
A well grown plant and it certainly  
added colour to the monthly bench.

Well done Geoff & Lucy



**ORCHID OF OPEN DIVISION**  
*Milt.* Christina Carpenter Rumsfelt  
Grown By Geoff & Lucy Spear  
Photo Neil Cooper


Thank you to our Judges and to  
Vicky for running through the  
commentary for me.

*Phil Steer* Registrar

## An article from The South Coast Orchid Club Monthly Newsheet February 1973

Ten South Coast Orchid Members with flowers growing fine -  
One breaks a spike off and then there are nine.  
Nine South Coast Orchid members laying out snail bait -  
One is very careless and then there are eight.  
Eight South Coast Orchid Members with glasshouses looking to Heaven -  
One puts a rake through his and then there are seven.  
Seven South Coast Orchid Members preparing orchid mix -  
One lost his recipe so now there are six.  
Six South Coast Orchid Members on a moss gathering drive -  
One falls in the creek and that leaves five.  
Five South Coast Orchid Members declaring on pests a war -  
One breathes in insecticide so now there are four.  
Four South Coast Orchid Members on a fertilizing spree -  
One is over-zealous, too bad, that leaves three.  
Three South Coast Orchid Members with watering to do -  
One's gone to quench his own thirst, leaving only two.  
Two South Coast Orchid Members with potting to be done -  
One pots marihuana so now there is one.  
One South Coast Orchid Members, his chores well done -  
Sits and admires his orchids, and HE'S THE HAPPY ONE.

[Unfortunately the author of this verse was not included in the Newsheet. However it was the first entrant in a competition for 1973.]



## DAYTIME CHAPTER

Thursday 11th May, 2023



Hi everyone,

Our Daytime group was attended by 14 members with five apologies from regular attendees.

Our guest speaker **Jane Higgs** provided a pictorial overview of her participation at the 2022 Australian Orchid Conference in Logan Queensland. Jane's presentation was followed by an open discussion within the group. Thankyou Jane for your time and presentation.

**Phil Steer** provided a commentary of the two plants displayed for Flower of the Day, both provided by Coral Tillmanns. Members are encouraged to bring along their plants either to show or for general interest.

Many thanks to Coral for her assistance on the day and to our generous members providing raffle plants.

### Next Meeting

**Guest Speaker: Trevor Jacob** with a repotting demonstration/workshop. A repotting table will be set up for members to participate. Please bring your plants, **clean pots** and bark.

Thursday 8th June – 2pm,  
Lou Kesting Hall, South Brighton

*Alan Miller*

0434 052 676

*Anne Steer*

*Richard Crinion*

**AUTUMN SHOW DISPLAY**  
Photo by Neil Cooper







## **SOUTHERN REGION MEETING**

### **Sunday 21<sup>st</sup> May 2023**

Convenor, Chris Heysen, opened the meeting at 2.05 pm welcoming the 26 members present. He also welcomed guest speaker, Dr Anita Marquart, from Biological Services – a Loxton based company that specialises in natural controls for pests and diseases. She will be talking about beneficial bugs such as Lady bugs and other critters that help your garden grow better.

**Apologies:**. Elsie Clifford, Marilyn Jelfs, Dianne Cawley, Christine Robertson & Julia Mumford.

**Thank you to Jane Higgs** for running the the Learners Group session for today.

**Guest Speaker:** Our guest speaker, Dr Anita Marquart, explained in great detail how modern technology is being developed to assist both the nursery industry and especially horticulturalists to control insect pests by using predator bugs in place of chemicals. Apart from being better for our plants such methods are becoming essential due to previous overuse of chemicals now creating resistant strains in the pests. Her company can provide control predator bugs for a range of pests including, 2-spotted mite, aphids, thrips and white fly – all of which can be a problem for orchid growers. Unfortunately, there is not yet a natural control for mealy bug – but it is coming.

Thank you, Anita, for a fascinating look into the world of entomology as it applies to natural methods of insect pest control.

Members who wish to find out more:

Email: [info@biologicalservices.com.au](mailto:info@biologicalservices.com.au) or [anita.marquart@biologicalservices.com.au](mailto:anita.marquart@biologicalservices.com.au)

WEB: [www.biologicalservices.com.au](http://www.biologicalservices.com.au)

**Birthday Prize:** Peter Davidge

**Lucky Name Badge:** Judy King

**Lucky Door Prize:** Bob Clayton

#### **Announcements:**

1. Chris noted that there were very few plants on the Second Division display table and appealed to members to bring their plants in each month. Part of the benefit of being a member of the club is learning from the judges what comprises a good plant and of course there are prizes to be won. Apart from that it is a joy to share your plants with others.
2. Anne reported that the Autumn Show (held at Seaford Shopping Centre 10<sup>th</sup> to 13<sup>th</sup> May) was successful both financially and from the point of making a great display for the public.



The raffle was held as usual and Chris thanked the donors of raffle prizes.

**Judging:** was carried out by Phil Steer and Don Higgs.

**Judges Commentary:** Phil Steer.

**Next meeting** – Sunday 18<sup>th</sup> June, Guest speaker will be Les Nesbitt who will be talking about species orchids that he grows. Les has been a leading orchid grower for many years, a long-time member of OCSA and of NOSSA. He will also have plants for sale.

The meeting closed at 3:20pm and was followed by everyone joining in to share a cuppa and a selection of cakes and biscuits.

*Chris Heysen*

0419 386 769

## May Results List

Ref. No.

Points Awarded

### First Division

#### Australian Native Epiphyte - Hybrid

334 Den. Wamberal Eileen Pinnock (519) 3

#### Cymbidium 60 - 90mm All colours in Non-std

344 Cym. Ruby Valley Genny & Dudley Huxtable (279) 3

#### Cymbidium under 60 Species

345 Cym. dayanum Genny & Dudley Huxtable (279) 3

#### Laeliinae – Standard over 100mm

335 Rlc. Pastoral 'Innocence' Chris and Lyn Heysen (1140) 3

#### Laeliinae - Cluster

337 Ctt. Portia 'Cannizaro' Chris and Lyn Heysen (1140) 3

#### Laeliinae - Non Standard

338 Lnt. Bowrialbida 'Mikki' Genny & Dudley Huxtable (279) 3

#### Laeliinae - Standard under 100mm

336 C. Tokyo Life Chris and Lyn Heysen (1140) 3

#### Oncidiinae - Hybrid < 60mm

346 Onc. Speckled Spire 'Whisp' Chris and Lyn Heysen (1140) 3

#### Orchid Genera not listed elsewhere - Hybrid

340 Phal. Sweet Talk Genny & Dudley Huxtable (279) 3

341 Den. Pink Ballerina Chris and Lyn Heysen (1140) 2

342 Phal. Unknown 'Laura Ellen' Genny & Dudley Huxtable (279) 1

#### Orchid Genera not listed elsewhere - Species

343 Coel. magna 'Mt Tamborine' Eileen Pinnock (519) 3

#### Zygopetalinae - Hybrid

339 Z. Artur Elle 'Essendon' Genny & Dudley Huxtable (279) 3

### Second Division

#### Laeliinae - Standard under 100mm

331 Rth. Adelaide Silver 'Aurora' Margaret & Warren Yelland (350) 3

332 C. Doris Schindel x Ctt. Kew Margaret & Warren Yelland (350) 2

#### Orchid Genera not listed elsewhere - Hybrid

333 Phal. Unknown Margaret & Warren Yelland (350) 3

#### POPULAR VOTE

Ctt. Portia 'Cannizaro'

Grown by Chris & Lyn Heysen

Photo Jane Higgs



## SOUTHERN REGION PLANT COMMENTARY

### ORCHID OF SECOND DIVISION

The plant chosen by the Judges was a lovely plant of *Rth. Adelaide Silver 'Aurora'* grown by Warren & Margaret Yelland.

This was a lovely clean, well grown-plant. There were four flowers of a soft pastel pink with contrasting labellum of purple in front of a yellow throat. It was a very pretty plant.

Well done Warren & Margaret.



### ORCHID OF SECOND DIVISION PLANT OF THE DAY

*Rth. Adelaide Silver 'Aurora'*

Grown By Margaret & Warren Yelland

Photo Jane Higgs



### ORCHID OF FIRST DIVISION PLANT OF THE DAY

The Plant of First Division and Plant of the Day was a beautiful Cluster cattleya *Ctt. Portia 'Cannizaro'* grown by Chris and Lyn Heysen.

There were two tall inflorescences each carrying a large cluster of some 14 flowers. I would describe the colour as a strong pink with a darker pink labellum and a soft yellow throat. This plant was very well grown and is a consistent flowerer.

Congratulations Chris & Lyn.

### ORCHID OF FIRST DIVISION PLANT OF THE DAY

*Ctt. Portia 'Cannizaro'*

Grown By Chris & Lyn Heysen

Photos Jane Higgs

A big shout out to our Second Division growers!! I know you have plants that are in flower so please bring them along to share with the other members.

Thank you to our Judges and Good Growing

*Phil Steer*  
Registrar

**An article from  
The South Coast Orchid Club Monthly Newsheet July 1973**

## **PAPHIOPEDILUM NOTES by NICKY ZURCHER**

Having won the year long battle to get our Slippers to bloom, many of us tend to think that that is the ultimate achievement without adequately preparing for our victory celebration. By this I mean arranging the flower so that we have an unrestricted view of it without having to lift the pot or bend down each time we want to admire our natural trophy.

Correct tying up is most important. Supporting material should be light and of non-distracting colours.

I like to use green coloured split bamboo canes. A delicate looking Ladies/ Slipper tied to a finger-thick yellow bamboo stick looks like a tree log used as a garden fence post. Ideally the flowers should be at an angle to look straight into your, or the judges, eyes at the shows and immediately spark off an irresistible impression in its favour.

There is just one little snag in getting the flower into such an attractive position, and here I have to point out that the Slippers are the only orchids I know with only one bad habit. Naturally the flowers will look slightly downwards. Even when tied up just as they open, they will turn down to their original angle again. To overcome this 'shy downward look' I leave them unsupported with their stems tilting forward for at least a week. On some thin long-stemmed varieties the flowers do get too heavy and will fall onto the foliage of the adjacent plants. These, of course, need provisional support - sometimes even before the buds start opening. The stems are simply tied very loosely onto a firm forward tilting cane for a similar period. After this time the joint, where the back of the flower is attached to the seed pod will have hardened. We now hold the stem with one hand at a right angle or slightly more, so that the flower looks at us, and with the other hand gently start pushing a pointed cane about one inch away from the growth into the compost to get the correct angle. Let the flower go again and firmly hold the pot to push the cane as deep into the pot as it will go. Finally, tie the flower just below where the coverleaf of the seed pod starts with either natural or plastic raffia..




The cane is cut a good inch above the knot so that the end is hidden behind the flower. Even a judge who is only half awake cannot miss a Slipper presented in such perfection. Remember it is not only shape and size which count, but also presentation. And last but not least you will enjoy the flowers far more.

Spray marks and dust on the leaves are best wiped off with ordinary dry tissues.

Incidentally, if you would like to share the exotic beauty with your family and friends, it does not harm a Paphiopedilum if it is brought into your sitting-room for a few weeks. These compact plants take up little space on or near a window-sill away from the draught and full sunshine.





## Orchid Culture Notes for June

June marks the beginning of winter yet by month end we have our days lengthening out again. June typically sees the first of the frosts in Adelaide. The air tends to be a bit drier at times, and calm clear nights provide the perfect conditions for frost to settle. Fortunately severe frosts in suburbia are rare and most shade houses do provide sufficient protection. By July and August the wind picks up and rain tends to keep frost away, not saying we don't get them. On the subject of cover we should all have at least some additional protection for our more tender orchids. Rain, hail, the wind and just the plain cold all have a detrimental effect on our plants. The colder it is the drier our plants must be to cope. It is best to water only when it is fine and preferably mid morning on a rising temperature with the plan to have all the plants leaves dry by nightfall. Plants in shade houses generally get enough moisture with the natural rainfall anyway. Cover can be as easy as a sheet of plastic or solaweave over a section of your enclosure or placing plants under a sheltered veranda. Use clear plastic as light levels must be as high as possible this time of year. If you are starting to build a new enclosure try to have the minimum amount of shade possible. You can always add shade but you cannot take it away if your roof cover is too shady to start with. Ensure all pots are secured to cope with the winds of winter. Move smaller plants and seedlings to a protected area if you can. Seedlings especially cannot handle the extreme conditions as well as mature plants. The same applies to recently divided plants.

Watering will now be quite infrequent. Cymbidiums, Zygopetalums and Sarcophilus are happy enough to receive normal winter rain. If you grow them under cover then water when they need it. Keep up a regular feeding programme to your Sarcophilus as this their growing season and shortly spikes will show. Also feed up your Zygopetalums as well using a fertiliser with a higher nitrogen component. With many finishing flowering we need to build up those new growths for next season. Many of my orchids are now resting. In particular it's my Cattleyas, Laelias and Ocidiums. There are orchids within this group that will continue to grow through winter as well and these are treated accordingly. I separate them from the resting ones.

Terrestrials are mostly in full growth now and the numbers of flowering plants will begin to increase on the show bench towards the end of the month. Keep an eye out for fungal diseases, caterpillars and water dripping from above eroding your pots. 50% shade is OK to grow most terrestrials but if you have any Diuris then try and give them some full sun. They will reward you for it.

Winter usually means standard shaped Paphiopedilums will start flowering. This is a critical time watering wise as any water that lodges near the embryo flower can cause the whole flower to collapse and rot and that's it until next year. It is wise to give them cover and water by standing the pot in water and let the pot soak it up. That or water the pot, not the plants leaves.

In winter only feed those orchids that appear in active growth. Developing leaves and green root tips are always good indicators of a plant still on the move. When you do feed keep in mind their metabolism has slowed down with the cold and they won't take up as much as they do in the warmer months.

Make it a habit to inspect at least a third of your pots every month. That way they all get picked up at least three times a year. You can then inspect the plant more carefully. Check the undersides of leaves that may harbour a small colony of soft scale or mealy bugs. Feel the weight of the pot. Is it light?

Despite your best intentions regarding watering the fact is that big cymbidium next to it has hogged all the water and hardly any has reached the one you are holding. Occasionally a grower will forget about a plant for ages and then just before a show see it poking its head up and take it in. Of course it wins the show which goes to prove that maybe some plants will only grow good if you forget about them. We all tend to over care for our plants. I've seen a Dendrobium speciosum growing on rocks in full sun most of the day with not a tree within 100 yards. And the rocks were hot to touch and that was April so what extremes does this plant experience in mid-summer! It was perfectly healthy with no signs of scorching.

Flowering wise will see more and more cymbidiums gracing the show bench. Continue to train your spikes and leave any manipulation of the spikes to the warmer part of the day when they are supple. Several adjustments may be required before they are ready to show. Native epiphytes will still mostly be showing growth nodes with some having small spikes poking through. Some cover is good for natives as the immature new spikes are very prone to rotting off or experiencing bud drop if kept wet. The cover will also stop them getting too waterlogged when the rains set in.

Be vigilant with the blue snail pellets from now. Any plant in spike should have a few sprinkled on the surface as a precaution. Also watch out for little green looper caterpillars on those orchids with broad and soft leaves and my favourite woolly bears will soon be on the march. The initial hatch can see up to 50 of the little buggers chewing away at a new growth or spike. One day is all they need. The onset of the cold will drive rats and mice into the protection of our orchid houses. Look out for signs of chewed canes, spikes and the odd dropping. If you had issues with them last year, don't wait till they cause damage this year. Get them before they get the plants.

Winter time is now the time to start weeding pots. Oxalis once established is very hard to pull out yet very easy at the 2 leaf stage. Thistles and milkweed are a little easier. Thistles attract aphids and we don't need that. That's it for June. Basically reduce watering, increase light and provide cover and keep warm!!

*Steve Howard*



## **ORCHID CLUBS IN SOUTH AUSTRALIA** **General Meeting Times**

**THE SOUTH COAST ORCHID CLUB OF SOUTH AUSTRALIA:** The Club meets on the Second Monday of the month at RSL Hall, 4 Prince George Parade, Colonel Light Gardens. at 8.00p.m.

**THE DAYTIME CHAPTER:** meets at the Lou Kesting Hall, off Broadway, South Brighton on the second Thursday of the month at 2.00p.m.

**THE SOUTHERN REGION:** meets at Carrickalinga House, 17-19 Torrens Street, Victor Harbor at 2.00p.m. on the 3<sup>rd</sup> Sunday of the month.

**THE ORCHID CLUB OF SOUTH AUSTRALIA:** meets at 8pm in The Enfield Community Centre, 540 Regency Road, Enfield on the 1<sup>st</sup> Thursday of the month.

**Daytime Group:** meets from 2.00p.m. to 4.00p.m. in the Enfield Community Centre, 540 Regency Road, Enfield on the 2<sup>nd</sup> Friday of the month.

**THE MURRAY BRIDGE AND DISTRICT ORCHID CLUB:** meets at 1.45pm in the Seventh Day Adventist Hall, corner Myall Avenue and Standen Street, Murray Bridge on the 4<sup>th</sup> Sunday of the month.

**NORTHERN AND EASTERN DISTRICTS ORCHID SOCIETY:** meets in St. Philip's Church Hall, Galway Avenue, Broadview from 7.30p.m. on the 3<sup>rd</sup> Thursday of the month.

**THE SOUTH AUSTRALIAN ORCHIDACEOUS SOCIETY:** Meets at the Plympton Community Centre, 34 Long Street, Plympton from 7.30p.m. on the 3<sup>rd</sup> Wednesday of the month.

**THE NATIVE ORCHID SOCIETY OF SOUTH AUSTRALIA:** meets at 7.30p.m. at St. Matthew's Church Hall, Bridge Street, Kensington on the 4<sup>th</sup> Tuesday of the month.

**THE CYMBIDIUM CLUB OF SOUTH AUSTRALIA:** Meets at 7.30p.m. at Burnside Community Centre, 401 Greenhill Road, Tasmore on the 4<sup>th</sup> Wednesday of the month.

### **Our Affiliated Clubs:**

**The Murray Bridge and Districts Orchid Club.**

**The Orchid Club of S.A. Inc.**



**AFFILIATED CLUBS**

Murray Bridge and District Orchid Club Inc.  
Orchid Club of South Australia

---

If unclaimed please return to  
P.O. Box 1060 Flagstaff Hill S.A. 5159



---

**People who submit articles to the Club for inclusion in our Gazette express  
opinions which are not necessarily those of the Club.  
No guarantee is provided to anyone using the ideas & opinions expressed in  
these articles.  
Items must be delivered to the Editor by the second Thursday of each month.  
E. & O. E.**